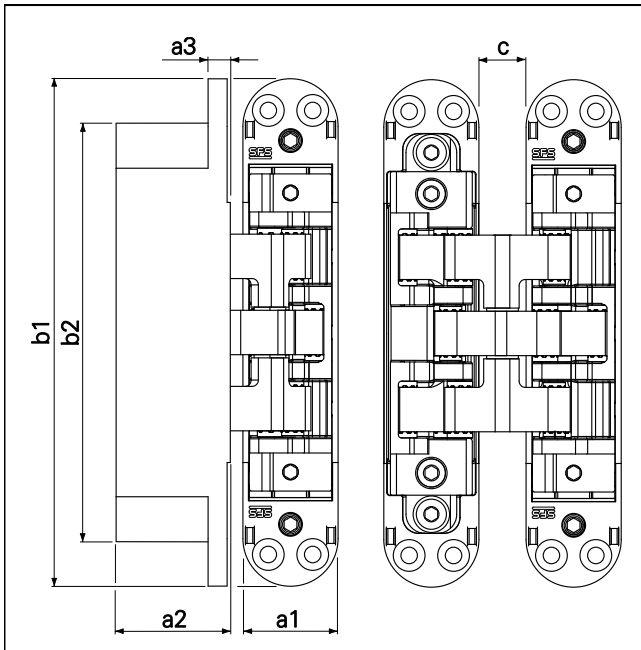


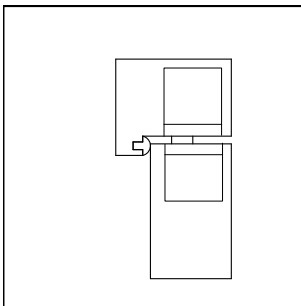
# Technical data for hinge

W-Tec 3D+ 160  
Concealed hinge

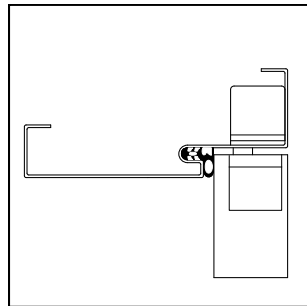


a1:	30 mm
a2:	36 mm
a3:	7 mm
b1:	160 mm
b2:	132 mm
c:	15 mm

Solid timber application



Steel frame application



Material: Zamak

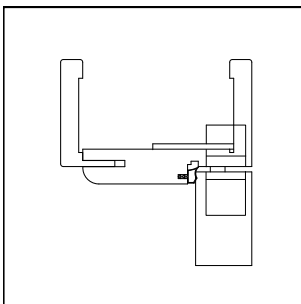
Surface treatment:

Zinc coated min 5  $\mu$

Corrosion resistance in accordance to standard  
UNI EN 1670:

min. 640 hours

Cover frame application



Test in accordance to RAL Norm

Cycles tested : 200.000 Cycles  
Door weight: 160 Kg

### Durability test

Measurements	Cycles	Vertical wear (mm)	Lateral wear (mm)
1	5.000	0,1	0
2	10.000	0,16	0,03
3	15.000	0,31	0,1
4	30.000	0,33	0,14
5	50.000	0,36	0,2
6	75.000	0,43	0,2
7	90.000	0,62	0,31
8	120.000	0,68	0,40
9	150.000	0,76	0,50
10	200.000	1,16	0,67

Product Management:

Signature:

Date 07.06.2013



ISO 9001 : 2008 Quality Management System

---

SFS intec S.p.A / I - 33170 Pordenone / Via Castelfranco Veneto 71 / Tel. 0434 99 51 / Fax. 0434 995 201

**SFS** intec