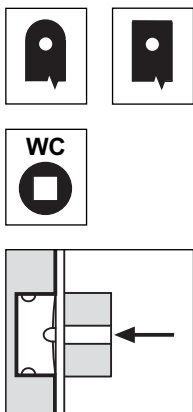


Mod. 590 round/square ends with bathroom lock, 90 mm centre, 22 mm forend



Description

Embedded lock with spring latch and bolt. 90 mm centre. 22 mm forend with round or square ends. Hub for 6 mm doorknob spindle. Single 50 mm backset. Made entirely of steel or with brass forend, spring latch and bolt. Reversible spring latch. Case with holes for handle installation using through screws. (for 50 mm backset only)

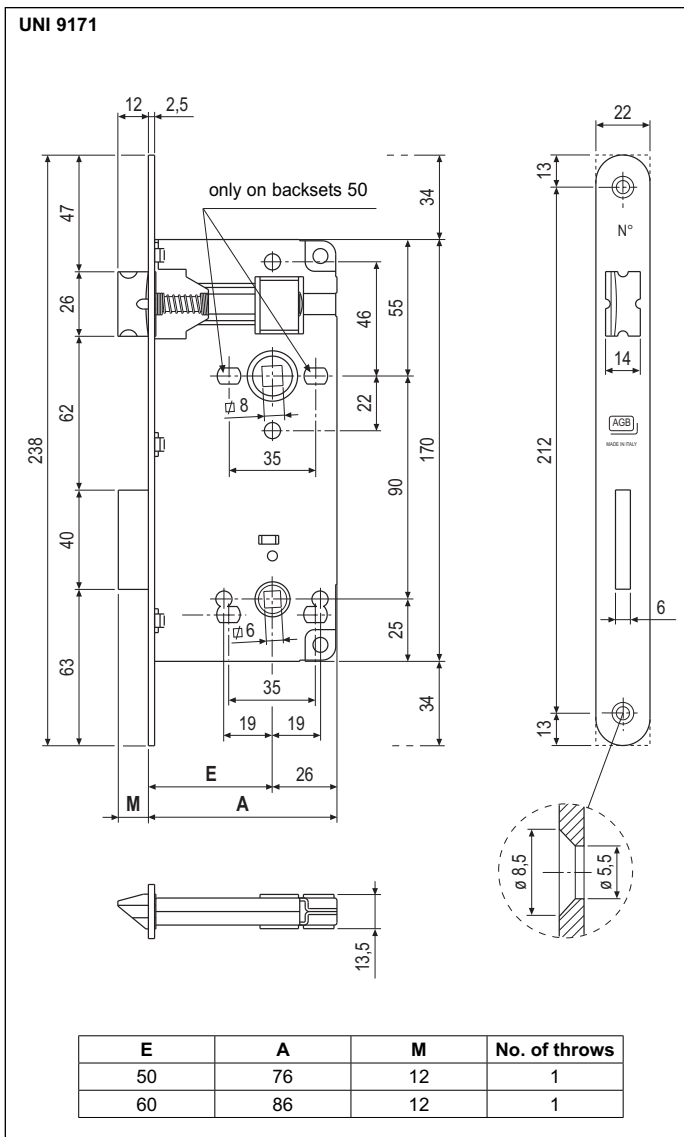
Application

For wooden bathroom doors.


Mounting

Prepare cutout and mill the panel according to the dimensions shown in the diagram. Secure the lock with two 4,5x25 mm screws. To reverse the spring latch, push it out of the forend by pushing with a screwdriver against the screw on the back, then rotate it.


Note. The striker, selected according to the construction type, must be ordered separately.



Order Specifications

Material	SALES CODE			
	Ref.	Backset	Finish	
STEEL	B00595	50-60	XX	6 mm
BRASS	B00599	50	XX	6 mm
STAINLESS STEEL	B04595	50	XX	6 mm

Order Specifications

Material	SALES CODE			
	Ref.	Backset	Finish	
STEEL	B00596	50	XX	6 mm

Note. Refer to the price list in force to check the availability of the finishes.